



# Improving Growth and Yield Performance of Sesame (*Sesamum indicum* L.) under the Effects of Soil Amendments and Planting Geometry

Zakaria Issahaku <sup>a\*</sup>, Mawuli Korsi Amenyogbe <sup>b</sup>,  
Raphael Adu Gyamfi <sup>a</sup> and Samuel Assuman <sup>a</sup>

<sup>a</sup> Agronomy Department, Faculty of Agriculture, Food and Consumer Sciences, University for Development Studies, P. O. Box TL 1350, Tamale, Ghana.

<sup>b</sup> School of Horticulture and Landscape Architecture, Yangtze University, 1 Nanhuan Road, Jingzhou Hubei 434023, P.R. China.

## Authors' contributions

This work was carried out in collaboration among all authors. All authors read and approved the final manuscript.

## Article Information

DOI: 10.9734/JEAI/2023/v45i12095

## Open Peer Review History:

This journal follows the Advanced Open Peer Review policy. Identity of the Reviewers, Editor(s) and additional Reviewers, peer review comments, different versions of the manuscript, comments of the editors, etc are available here: <https://www.sdiarticle5.com/review-history/96103>

Original Research Article

Received: 12/11/2022

Accepted: 15/01/2023

Published: 03/02/2023

## ABSTRACT

A field study was carried out at the University for Development Studies Experimental Field, Nyankpala, Ghana, to evaluate the growth and yield of sesame under the influence of planting geometry and soil amendments. The trial was a split plot laid out in a Randomized Complete Block (RCB) design in Triplicate. The main plot treatments were three planting geometry (G1 = 45 x 15, G2 = 60 x 10, and G3 = 75 x 15 cm), and the sub-plot treatments were four soil amendments with a control [F0 = 0 t ha<sup>-1</sup>, F1 = 16 t ha<sup>-1</sup> compost, F2 = 16 t ha<sup>-1</sup> biochar, F3 = 16 t ha<sup>-1</sup> (compost + biochar), and F4 = N- P2O5 -K2O (16-60-60 kg ha<sup>-1</sup>)]. The analysis of variance showed that all

\*Corresponding author: E-mail: [issahaku49@gmail.com](mailto:issahaku49@gmail.com);

the planting geometry and soil amendments significantly ( $P < .05$ ) affected growth and yield of sesame. The results indicated that the main effect of 45 x 15cm planting geometry, and the interaction effect between 75 x 15 cm planting geometry and compost application at 16 t ha<sup>-1</sup> resulted in the maximum plant height (54.30 cm) and number of branches plant<sup>-1</sup> (4.9), respectively at 42 DAP. However, planting geometry of 60 x 10 cm increased seed yield by 10 and 57%, compared to 45 x 15 and 75 x 15 cm planting geometry, respectively. Similarly, the application of compost at 16 t ha<sup>-1</sup> promoted the highest capsule weight (1,719 kg ha<sup>-1</sup>), seed yield (1,115 kg ha<sup>-1</sup>) and 1000-seed weight (3.46 g). The percentage increase in various soil amendments over the control is shown in the following order: number of branches (B 22% < NPK 24% < B+C 27% < C32%); number of seeds per capsule (B+C 4% < B 5 % < NPK 7% < C 8%); and seed yield (B+C 75% < B 80% < NPK 137% < C157%). Therefore, compost application at 16 t ha<sup>-1</sup> and planting geometry of 60 x 10 cm is recommended for sesame production.

**Keywords:** *Sesame; soil amendments; planting geometry; yield components; seed yield.*

## 1. INTRODUCTION

“Sesame (*Sesamum indicum* L.) is cultivated in tropical and sub-tropical Africa for its significant nutritive value and edible seeds” [1]. “However, the deterioration in soil fertility is one of the main limitations to agricultural production in sub-Saharan Africa” [2]. Farmers apply fertilizer below the recommended rates in Africa [3]. This coupled with poor agricultural practices has led to soil nutrient reduction [4]. A result of this trend is an intensely unbalanced soil nutrient composition that eventually leads to a decrease in crop yield potential [5]. “In Northern Ghana, the continuous application of sole inorganic fertilizer (NPK) has been a widely and common practiced, which has resulted in worsening of soil health in terms of soil physiochemical and biological properties, and decrease in the amount of soil organic matter” [2].

“Organic materials are a major source of plant nutrients, and integrating organic materials into soil enhances soil structure, water holding capacity, aggregate stability, soil drainage, soil aeration and root penetration. Studies have revealed that organic fertilizer have beneficial effects in improving microbial activity, increasing the amount of soil nutrients availability and electrical conductivity” [6, 7, 8,9]. Seed yield and quality of sesame could be improved with the application of organic manures from variety of composting materials including crop residues and animal manure [10,11].

Biochar is the product of the thermal decomposition of organic material under limited supply of oxygen (O<sub>2</sub>) and at relatively low temperature (< 700 °c). The rationale behind the application of biochar to soil is to promote its

biochemical and agronomic characteristics, and to facilitate carbon sequestration. Sustainable agriculture in the long term can be achieved by the utilization of biochar as a significant tool for enhancing soil fertility, increasing yield, soil carbon sequestration, and lessening the impact of greenhouse gas emissions [12-16].

The combination of organic and inorganic fertilizers for restoring depleted nutrient stock to support continuous crop production is of significant importance [17,18]. According to several research results, sustainable crop productivity may not be attained with the sole application of either inorganic or organic fertilizers [19,8]. “Soil fertility management in an integrated way will promote judicious use, and proper combinations of organic and inorganic resources as a practicable technique to overcome soil fertility problems and to ensure high crop productivity” [20,21].

In addition, the agronomic performance of any crop is partly attributed to plant population density on the field. Plant population affects the capture of sunlight by plant canopy [22,23]. Plant densities vary much in sesame cultivation, and reliant on the growing environment, cultivar, and system of production. Population density is an integral factor of yield, and a uniform plants distribution per unit area is a requirement for yield stability [24]. The finding of [25] revealed that Sesame with closest spacing was better in terms of seed yield per land area while widest spacing produced the maximum individual yield attributes. Commercial production of sesame in Ghana is new and is limited to few farmers in northern Ghana. Information on plant spacing is lacking and farmers adopt spacing based on other crops they cultivate [26]. There are

variations among the genotypes cultivated in Ghana and this requires that information on plant densities be established. Therefore, this study was conducted to: (i) examine the main effects of organic and inorganic nutrients, and planting geometry; (ii) determine the interaction effects between organic and inorganic fertilizers, and similarly soil amendments and planting geometry.

## 2. MATERIALS AND METHODS

### 2.1 Location

The experiment was carried out at the University for Development Studies Experimental Field at Nyankpala Campus. This area lies within the Guinea savannah zone of Ghana with an altitude of about 183 m above sea level and located on longitude 0 ° 58 °W and 9 ° 25 °N. It has a unimodal rainfall pattern with mean annual rainfall of 1000 – 1100 mm fairly distributed from April to November with the peak in August and September. Temperature distribution is uniform with mean monthly minimum of 23.4°C and with relative humidity varying greatly from 46.9% minimum and 76.8% maximum [27].

### 2.2 Experimental Design and Treatments

The experiment was a split plot laid out in a Randomized Complete Block Design (RCBD) with three replications. The main plot treatments were three planting geometry (G1 = 45 x 15, G2 = 60 x 10, and G3 = 75 x 15 cm) and the sub-plot treatments were four soil amendments with a control [F0 = 0 t ha<sup>-1</sup>, F1 = 16 t ha<sup>-1</sup> compost, F2 = 16 t ha<sup>-1</sup> biochar, F3 = 16 t ha<sup>-1</sup> (compost + biochar); and F4= N- P2O5 -K2O (16-60-60) kg ha<sup>-1</sup>]. Plot size measured 10 x 10 m with 1m between plots and 2m between blocks. The field was ploughed and harrowed to a depth of about 15-20 cm and ridges were created to facilitate good condition for planting. Designated plots received compost and biochar two weeks before planting. Moreover, half dose of NPK was applied at sowing time and the remaining half was applied at flowering stage. Five seeds of "Namsubani" variety were planted in shallow furrows.

### 2.3 Agronomic Data Collection and Analysis

#### 2.3.1 Growth characteristics

Data were collected three weeks after planting, and at three weeks interval till harvesting. Nine

plants were randomly tagged in each plot for; plant height, and number of branches per plant.

#### 2.3.2 Yield characteristics

Number of seeds per capsule, capsule weight, and 1000-seed weight were determined. Seed yield was computed as:

$$SY(\text{kg ha}^{-1}) = \frac{\text{Seed yield plot (Kg)}^{-1}}{\text{Plot Size (m}^2)} \times 10,000$$

#### 2.3.3 Statistical data analysis

Data were subjected to analysis of variance (ANOVA) using the GenStat statistical package. Means were separated using the Least Significant Difference (LSD) at 5% level of probability. Duncan's Multiple Range Test (DMRT) was used to determine the significant differences among the treatments. Results were represented in Tables and Figures.

## 3. RESULTS

### 3.1 Soil Analysis

The physical and chemical properties of the soil before the experiment are presented in Table 1. The results indicated the soil to be sandy loam with a pH of 5.6. The soil organic carbon was 1.02%; nitrogen and available phosphorus were 0.09% and 5.40 mg kg<sup>-1</sup>, respectively. The K<sup>+</sup>, Ca<sup>2+</sup> and Mg<sup>2+</sup> were 28.00, 1.25 and 0.76 cmol kg<sup>-1</sup> respectively. The study area was evidently low in essential nutrient concentrations and therefore required better nutrient management strategy, for efficient and sustainable crop production.

### 3.2 Number of Branches

The main effect of soil amendments as well as the interaction effects between planting geometry and soil amendments at 42 DAP significantly ( $P=0.05$ ;  $P=0.05$ ) influenced the number of branches per plant, respectively. Sole compost application at 16 t ha<sup>-1</sup> induced the highest branches of 4.50 per plant whilst the control produced 3.70 minimum number of branches plant<sup>-1</sup> (Fig. 1). Moreover, compost treated plants at 16 t ha<sup>-1</sup> in combination with the widest planting geometry of 75x15 cm produced the maximum branches of 4.9 per plant (Table 2). However, this result was not different significantly from the values (4.5, 4.6, and 4.7 plant<sup>-1</sup>) of

plants that received only biochar at 16 t ha<sup>-1</sup>, NPK at 16– 60– 60 kg ha<sup>-1</sup>, and biochar + compost at 16 t ha<sup>-1</sup> under the same planting geometry, respectively. The percentage increase in the number of branches for the various treatments are B 22% < NPK 24% < B+C 27% < C32% with respect to the control.

### 3.3 Plant Height

Plant height at 42 DAP was significantly ( $P= .05$ ;  $P=.05$ ) affected by the main effects of soil amendments, and planting geometry, respectively. The application of compost at 16 t ha<sup>-1</sup> recorded the highest height of 56.31 cm, with the control supporting the least height of 41.89 cm (Fig. 2a). Moreover, the optimum

height of 54.30 cm was attained under 45×15 cm planting geometry, whilst 41.78 cm minimum height was observed in the widest planting geometry of 75×15 cm (Fig. 2b).

### 3.4 Number of Seeds per Capsule

There was a significant difference ( $P =.05$ ) among the various soil amendments. Compost treated plants gave the optimal number of 64 seeds per capsule (Fig. 3). The control plots produced the lowest number of 59 seeds per capsule. The percentage increase of the various soil amendments is in the order of B+C 4% < B 5 % < NPK 7% < C 8% when juxtaposed with the control.

**Table 1. Physical and chemical properties of the soil before planting at the depth of 0-20 cm**

Properties	Unit	Value	Method
pH 1:2.5		5.56	Glass Electrode pH Meter [28]
Organic Carbon	%	1.02	Nelson and Sommers [29]
Total Nitrogen (TN)	%	0.09	Modified Kjeldahl [30]
Available Phosphorus (P)	mg kg <sup>-1</sup>	5.40	Bray and Kurtz [31]
Exchangeable Calcium (Ca <sup>2+</sup> )	cmol (+) kg <sup>-1</sup>	1.25	Thomas [32]
Exchangeable Magnesium (Mg <sup>2+</sup> )	cmol (+) kg <sup>-1</sup>	0.76	✓
Exchangeable Potassium (K+)	cmol (+) kg <sup>-1</sup>	28.00	✓
Clay	%	11	Pipette Method [33]
Silt	%	33	✓
Sand	%	56	✓
Silt + Sand	%	89	
Textural Class		Sandy loam	

**Table 2. Number of branches per plant as influenced by the interaction between soil amendments and planting geometry**

Treatments	Rate of application	Planting geometry (cm)		
		45×15	10×60	75×15
Biochar	16 t ha <sup>-1</sup>	3.6 <sup>bc</sup>	3.7 <sup>bc</sup>	4.5 <sup>ab</sup>
Compost	16 t ha <sup>-1</sup>	4.0 <sup>abc</sup>	4.4 <sup>ab</sup>	4.9 <sup>a</sup>
Compost +biochar	16 t ha <sup>-1</sup>	4.0 <sup>abc</sup>	4.3 <sup>ab</sup>	4.7 <sup>ab</sup>
NPK	16– 60– 60 kg ha <sup>-1</sup>	4.2 <sup>ab</sup>	4.4 <sup>ab</sup>	4.6 <sup>ab</sup>
Control		3.0 <sup>c</sup>	3.6 <sup>bc</sup>	3.7 <sup>bc</sup>
<b>LSD (.05): 1.10</b>	Grand Mean =	<b>4.10</b>		

Means followed by the same letter (s) are not statistically different according to Duncan Multiple Range Test (DMRT) at 5% level of probability || LSD = Least significance difference

**Table 3. Total capsule weight as influenced by soil amendments**

Treatments	Rate of application	Capsule weight (kg ha <sup>-1</sup> )
Biochar	16 t ha <sup>-1</sup>	1,306 <sup>ab</sup>
Compost	16 t ha <sup>-1</sup>	1,719 <sup>a</sup>
Compost + biochar	16 t ha <sup>-1</sup>	1,185 <sup>b</sup>
NPK	16– 60– 60 kg ha <sup>-1</sup>	1,662 <sup>ab</sup>
Control		687 <sup>c</sup>
<b>LSD (.05): 528</b>		<b>Grand Mean =1,311.80</b>

Means followed by the same letter (s) are not statistically different according to Duncan Multiple Range Test (DMRT) at 5% level of probability || LSD = Least significance difference




Fig. 1. Number of branches as influenced by soil amendments || Means followed by similar letter (s) are not significantly different || Bars = Standard error of means




Fig. 2a. Plant height as influenced by soil amendments || Means followed by similar letter (s) are not significantly different || Bars = Standard error of means

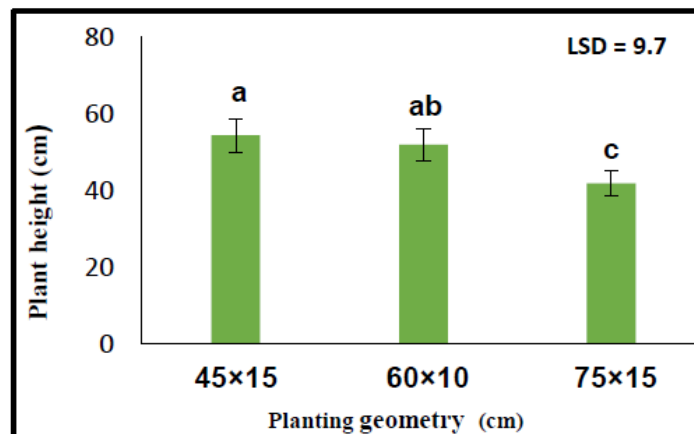


Fig. 2b. Plant height as influenced by planting geometry || Means followed by similar letter (s) are not significantly different || Bars = Standard error of means

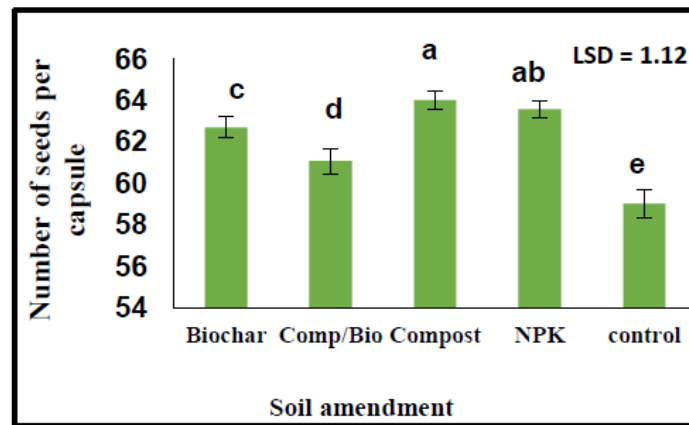


Fig. 3. Number of seeds per capsule as influenced by soil amendments. || Means followed by similar letter (s) are not significantly different || Bars = Standard error of means.

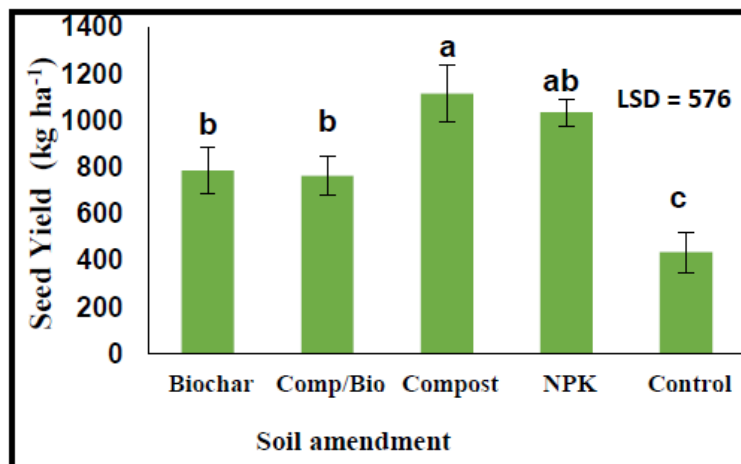


Fig. 4a. Seed yield as influenced by soil amendments || Means followed by similar letter (s) are not significantly different || Bars = Standard error of means

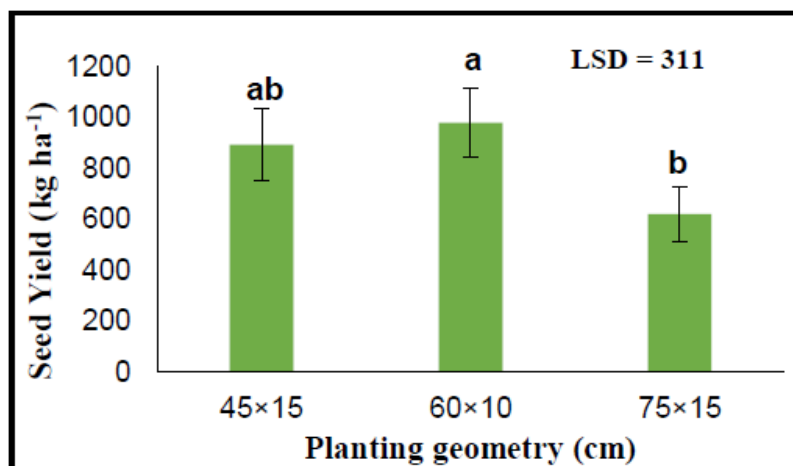
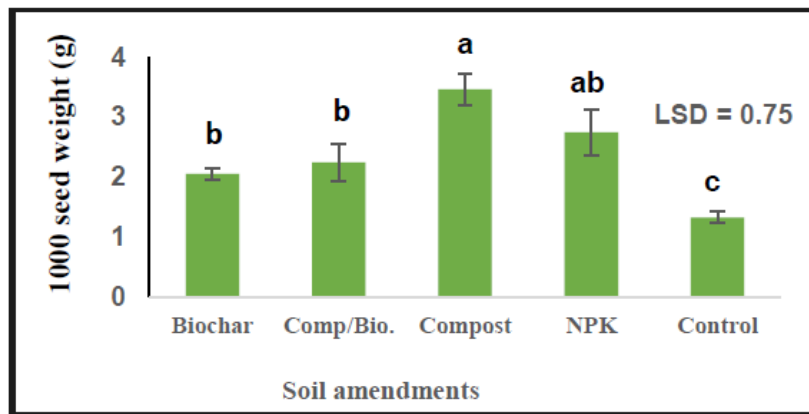


Fig. 4b. Seed yield as influenced by planting geometry. || Means followed by similar letter (s) are not significantly different || Bars = Standard error of means



**Fig. 5. 1000- seed weight as influenced by soil amendments. Means followed by similar letter (s) are not significantly different || Bars = Standard error of means**

### 3.5 Seed Yield

The main effects of soil amendments, and planting geometry were significant ( $P < .001$ ;  $P = .05$ ) for seed yield. Compost application at  $16 \text{ t ha}^{-1}$  produced the highest seed yield of  $1,115 \text{ kg ha}^{-1}$  whilst the control gave the least value of  $435 \text{ t ha}^{-1}$  (Fig. 4a). The Percentage increase of grain yield with respect to control for the various treatments are in the order B+C 75% < B 80% < NPK 137% < C 157%. Likewise, the intermediate planting geometry of  $60 \times 10 \text{ cm}$  produced the best yield of  $978 \text{ kg ha}^{-1}$  whereas the minimum seed yield of  $619 \text{ kg ha}^{-1}$  was recorded for the widest planting geometry of  $75 \times 15 \text{ cm}$  (Fig. 4b). This implies that, sesame at the intermediate planting geometry of  $60 \times 10 \text{ cm}$  increased seed yield by 10 and 57% as compared to  $45 \times 15$  and  $75 \times 15 \text{ cm}$  planting geometry, respectively.

### 3.6 Capsule and 1000-Seed Weights

There was significant ( $P = .05$ ;  $P = .05$ ) main effects of soil amendments on capsule and 1000-seed weights, respectively. Compost application at  $16 \text{ t ha}^{-1}$  recorded the highest capsule weight of  $1,719 \text{ kg ha}^{-1}$  (Table 3). Similarly, the optimum seed weight of  $3.46 \text{ g}$  was obtained at the same rate whilst the control gave the minimum weight of  $1.32 \text{ g}$  (Fig. 5).

## 4. DISCUSSION

The best growth trait result was observed in the number of branches for plants treated with sole compost application at  $16 \text{ t ha}^{-1}$ , and the interaction effects between compost application at  $16 \text{ t ha}^{-1}$  and a planting geometry of  $75 \times 15 \text{ cm}$ . This finding could be attributed to the adequate

nutrient provision, complemented with optimum light interception enhanced photosynthesis, plant growth, and the number of branches per plant. The widest spacing between the rows led to less competition between plants for available nutrients and other growth resources [34, 22]. The possible soil physical characteristics modifications (structure, increased in permeability and active surface sites) triggered by organic matter addition largely boosted the capacity of the soil to store water and nutrient retention [35,19,8,36,15]. Additionally, the highest plant height recorded with  $45 \times 15 \text{ cm}$  planting geometry could be due to the increase in the number of plants per unit area coupled with apical meristem competition for growth resources. Responses to spacing in crops enhanced inter-plant competition for water and light, which resulted in taller plants expression as a phenotypic trait [37, 24, 38].

Moreover, soil amendments with sole compost, NPK, and biochar, as well as compost and biochar combination increased yield parameters such as number of seeds per capsule, seed yield, capsule weight, and 1000-seed weight over the control. This performance could be ascribed to the capacity of the various soil amendments to supply plants with regular available N in a sustained manner throughout the whole vegetative period. This is an important feature in soils characterized by required N availability, as it lowers the possibility to have N plant deficiencies during important vegetative stages, and decreases the risk of N leaching and  $\text{N}_2\text{O}$  gas emissions [25,39,16,40]. Similarly, improved nutrient availability positively affected cell physiology that translated into optimum yield through the translocation of photosynthates to

the sink (seed), which promoted seed weight. Likewise, several authors have indicated that plants grown under co-composted biochar environment produced good results of growth and yield attributes as a result of its potential in nitrate-capture of some redox-active moieties, and meso-porosity enhanced biochar water which promotes nutrient retention [41, 42,36,43,16]. In addition, the plant population produced under the intermediate planting geometry of 60x10 cm resulted in more seed yield than the plant populations under the planting geometries of 45x15 and 75x15 cm. This result suggests that plant populations below or above certain thresholds could result in unproductivity in sesame cultivation since sparsely populated fields with widest spacing could lead to uneconomic use of space, prolific growth of weeds and pests, and lessening of sesame yield per unit area [44, 25]. Moreover, the yield effect of higher plant population density from this study may be due to the higher number of plants per area in closer rows spacing had compensated for imminent reduction in the yield components such as the weight of 1000 –seeds, and number of capsules per plant [24].

## 5. CONCLUSION

The results indicated that sesame with the planting geometry of 45 x 15 and 75 x 15 cm outperformed in growth parameters such as plant height and number of branches, whilst 60 x 10 cm intermediate spacing performed better in terms of yield parameters. The maximum seed yield of sesame was achieved with compost application at 16 t ha<sup>-1</sup>. For effective and economic use of land, planting geometry of 60 x 10 cm could be adopted in the production of sesame. Therefore, compost application at 16 t ha<sup>-1</sup> and planting geometry of 60 x 10 cm is recommended for sesame production in the study area and similar savannah environments.

## COMPETING INTERESTS

Authors have declared that no competing interests exist.

## REFERENCES

- Iwo GA, Idowu AA, Ochigbo AA. Evaluation of sesame genotypes for yield stability and selection in Nigeria. *Nigeria Agric. J.* 2002;33:76-82.
- Abe S, Buri MM, Issaka RN, Kiepe P, Wakatsuki T. Soil fertility potential for rice production in West African lowlands. *JARQ*, 44, 343-355 Guinea Savanna Voltaian Basin of Ghana. *Agric. Food Sci. J. Ghana.* 2010;6:445- 458.
- Adesina A, Baidu-Forson A. Farmers' perception and adoption of new agricultural technology" evidence from analysis in Burkina Faso Performance of and Guinea. *West Africa Agricultural Economics.* 1995;13:1-19.
- Tonfack LB, Bernadac A, Youmbi E, Mbouapouognigni VP, Nguenguim M, Akoa. Impact of organic and inorganic fertilizers on tomato vigor, yield and fruit composition under tropical andosol soil conditions. *Fruits.* 2009;64(3):167-17.
- Azizi Agh Ghale B. Effects of three kinds of organic matter on maximum dry bulk density of soil (MDBP) and the corresponding critical moisture content (CMC) during compression. *Science and Technology of Agriculture and Natural Resources.* 2001;5:49-63.
- Adediran JA, Taiwa LB, Akande MO, Sobulo RA, Idowu OJ. Application of organic and inorganic fertilizer for sustainable maize and cowpea yield in Nigeria. *Journal of Plant Nutrition.* 2004;27:1163-1181.
- Craswell ET, Lefroy RDB. The role and function of organic matter in tropical soils. *Nutrition Cycling in Agroecosystems.* 2001;61:7-18.
- Ouédraogo E, Mando A, Zombre NP. Use of compost to improve soil properties and crop productivity under low input agricultural system in West Africa. *Agriculture Ecosystems and Environment.* 2001;84:259-266.
- Seehausen ML, Gale NV, Dranga S, Hudson V, Liu N, Michener J, Thurston E, Williams C, Smith SM, Thomas SC. Is there a positive synergistic effect of biochar and compost soil amendments on plant growth and physiological performance? *Agronomy.* 2017;7:13.
- Anyanga WO, Obong YY. Sesame (*Sesamum indicum* L.). In J. K. Mukiibi (Ed.), *Agriculture in Uganda.* 2001;11:97-102.
- Bedigian D. Evolution of sesame (Revisited): Domestication, diversity and prospects. *Genetic Resources and Crop Evolution.* 2003;50:779-787.



12. Lehmann J, Joseph S. Biochar for environmental management: An introduction. *Biochar Environ. Manag. Sci. Technol.* 2009;1:1–12.
13. Lu SG, Sun FF, Zong YT. Effect of rice husk biochar and coal fly ash on some physical properties of expansive clayey soil (Vertisol). 2014;114:37–44.
14. Sun F, Lu S. Biochar improves aggregate stability, water retention, and pore- space properties of clayey soil. *J. Plant Nutr. Soil Sci.* 2013;177(1):26-33.
15. Eifediyi EK, Imam AY, Ahamefulu HE, Ogedegbe FO, Isimikalu TO. Influence of sawdust biochar application on the growth, morphological characters and yield of four varieties of sesame (*Sesamum indicum* L.). *International Journal of Recycling Organic Waste in Agriculture.* 2022 Jun 1;11(2):189- 200.
16. Nurhayati DR. Growth of sesame (*Sesamum indicum* L.) plants with mediated compost biochar on coastal sandy land area in Bantul Regency Indonesia. *EurAsian Journal of Bio Sciences.* 2019;13(2):673-9.
17. Getachew A, Beek VCL, Bird IM. Influence of integrated soil fertility management in wheat and teff productivity and soil chemical properties in the highland tropical environment. *J Soil Sci Plant Nutr.* 2014a;14:532–545.
18. Getachew AT. Integrated soil fertility and plant nutrient management in tropical agro-ecosystems: a review. *Pedosphere.* 2017;27(4):662–680.
19. Murphy BW. Impact of soil organic matter on soil properties—A review with emphasis on Australian soils. *Soil Research.* 2015;53(6):605-635.
20. Harris F. Review paper: Management of manure in farming systems in semi-arid West Africa. *Experimental Agriculture.* 2002;38:131-148.
21. Abedi T, Alemzadeh A, Kazemeini SA. Effect of organic and inorganic fertilizers on grain yield and protein banding pattern of wheat. *Aust. J. Crop Sci.* 2010;4:384–389.
22. Ngala AL, Dugje IY, Yakubu H. Effects of inter-row spacing and plant density on performance of sesame (*Sesamum indicum* L.) in Nigerian Sudan Savanna. *Science International (Lahore).* 2013;25(3):513- 519.
23. Yucel DO. Optimal intra-row spacing for production of local faba bean (*Vicia faba* L. Major) cultivars in the Mediterranean conditions. *Pak Journal Bot.* 2013;45(6):1933-1938.
24. Ozturk O, Saman O. Effects of different plant densities on the yield and quality of second crop sesame. *World Academy of Science, Engineering and Technology, International Journal of Biological, Biomolecular, Agricultural, Food and Biotechnological Engineering.* 2012;6(9):644– 649.
25. Oloniruha JA, Ogundare SK, Olajide K. Growth and yield of sesame (*Sesamum indicum*) as influenced by plant population density and Organo-mineral fertilizer rates *agro-Science Journal of Tropical Agriculture, Food, Environment and Extension.* 2021;20(1):15 – 21.
26. Bremner JM. Total nitrogen, In Black, C.A. (ed.) *Methods of soil analysis, Part 2 Chemical and Microbiological Properties.* 1965;1149-1178.
27. SARI. *Agro-meteorological section Annual Report;* 2013.
28. Van Reeuwijk LP. *Procedures for soil analysis.* 3rd Edition, International Soil. Reference and Information Center (ISRIC), Wageningen. 1992;34.
29. Nelson DW, Sommer LE. Total carbon, organic carbon and organic matter. *Methods of soil analysis, Part 2. Chemical and Microbiological Properties,* 2nd Edition. ASA-SSSA, Madison. 1982;595-579.
30. Bremner JM. Total nitrogen, In Black, C.A. (ed.) *Methods of Soil Analysis, Part 2 Chemical and Microbiological Properties.* 1965;1149-1178.
31. Bray RH, Kurtz LT. Determination of total, organic and available forms of phosphorus in soils, *Soil Science.* 1945;59:39-46.
32. Thomas GW. Exchangeable cations, A.L. Page (Ed.), *Methods of Soil Analysis,* American Society of Agronomy, Madison. 1982;159–165.
33. Gee GW, Bauder JW. Particle size analysis. In *Methods of soil analysis Part 1: Physical and Mineralogical Methods.* 1986;383- 411. DOI: 10.1007/978-3-540-31211- 6\_2
34. Lakew S, Ayalew D, Assefa F. Optimum inter-row spacing and seeding rate of sesame for harnessing the maximum productivity potential in the dry land area of Abergelle District, Northeast Ethiopia, *Cogent Food & Agriculture.* 2018;4:1:1485471.

35. Eden M, Gerke HH, Houot S. Organic waste recycling in agriculture and related effects on soil water retention and plant available water: A review. *Agron. Sustain. Dev.* 2017;37:1–21.
36. Sánchez-Monedero Miguel A, María L. Cayuela, Sánchez-García M, Vandecasteele B, D'Hose, T, López G, Martínez-Gaitán C, Kuikman PJ, Sinicco T, Mondini C. Agronomic evaluation of biochar, compost and biochar- blended compost across different cropping systems: Perspective from the European Project FERTIPLUS. *Agronomy.* 2019;9(5):225.
37. Caliskan S, Arslan M, Arioglu H, Isler N. Effect of planting method and plant population on growth and yield of sesame (*Sesamum indicum* L.) in a Mediterranean type of environment. *Asian J. Plant Sci.* 2004;3(5):610–613.
38. Ojikpong TO, Okpara DA, Muoneke CO. Effect of plant spacing and sowing date on Sesame (*Sesamum indicum* L.) production in south Eastern Nigeria. *Nigeria Agricultural Journal.* 2007; 38(1):12–23.
39. Tahami ZSMK, Moghaddam RP, Jahan M. Tasyrvdhyay comparison of organic and chemical yield and herbal essential oils of basil (*Ocimum basilicum* L.). *Journal of Agricultural Science Ecology.* 2010;2:74-63.
40. Wacal C, Ogata, N, Basalirwa D, Handa T, Sasagawa D, Acidri R, Ishigaki T, Kato M, Masunaga T, Yamamoto S, Nishihara E. Growth, seed yield, mineral nutrients and soil properties of sesame (*Sesamum indicum* L.) as influenced by biochar addition on upland field converted from paddy. *Agronomy.* 2019;9:55. DOI:<https://doi.org/10.3390/agronomy9020055>
41. Hagemann N, Joseph S, Schmidt HP, Kammann CI, Harter J, Borch T, Young RB, Varga K, Taherymoosavi S, Elliott KW. Organic coating on biochar explains its nutrient retention and stimulation of soil fertility. *Nat. Commun.* 2017;8:1089.
42. Kammann CI, Schmidt HP, Messerschmidt N, Linsel S, Steffens D, Müller C, Koyro HW, Conte P, Stephen J. Plant growth improvement mediated by nitrate capture in co-composted biochar. *Sci.* 2015;5:11080.
43. Ye J, Zhang R, Nielsen S, Joseph SD, Huang D, Thomas T. A combination of biochar-mineral complexes and compost improves soil bacterial processes, soil quality, and plant properties. *Front. Microbial.* 2016;7:372.
44. Ijoyah MO, Hashin IK, Geza RT. Effects of intra-row spacing of pearl millet (*Pennisetum glaucum* (L.) R. Br) and cropping systems on the on the productivity of soybean-pearl millet intercropping system in a Southern Guinea Savanna location, Nigeria. *World Scientific News.* 2015;18:35-48.

© 2023 Issahaku et al, This is an Open Access article distributed under the terms of the Creative Commons Attribution License (<http://creativecommons.org/licenses/by/4.0>), which permits unrestricted use, distribution, and reproduction in any medium, provided the original work is properly cited.

Peer-review history:

The peer review history for this paper can be accessed here:  
<https://www.sdiarticle5.com/review-history/96103>